

“Strengthening the capacity for excellence of Slovenian and Croatian innovation ecosystems to support the digital and green transitions of maritime regions”

GA Number 101087348

INNO2MARE CAREER CONNECTOR

REGISTRATION INSTRUCTIONS



STEP 1

In order to create an account and get access to INNO2MARE Career Connector, visit our project website at <https://www.inno2mare.eu/career-connector-platform/> and click on the blue button.

You will then be redirected to POPR - Personal and Professional Development Portal of the University of Ljubljana.



The activities of the INNO2MARE Career Connector are visible in the POPR portal, which you can access:

- **University of Ljubljana students** with a digital identity of the university (Student sign in).
- **Students and job seekers from other universities** by registering in the group **Other students**, clicking on the blue *Register* button and filling out the form. After confirmation you can access the INNO2MARE Pathway and Career Connector.

INNO2MARE Career Connector access point

Please feel free to watch video below how to use POPR platform.

For Students and Job Seekers:

- ✓ Access a vast network of job opportunities from leading maritime companies.
- ✓ Connect with industry professionals and mentors for guidance.
- ✓ Showcase your skills and experience through a personalized profile.
- ✓ Receive tailored job recommendations based on your preferences.

How to use POPR platform

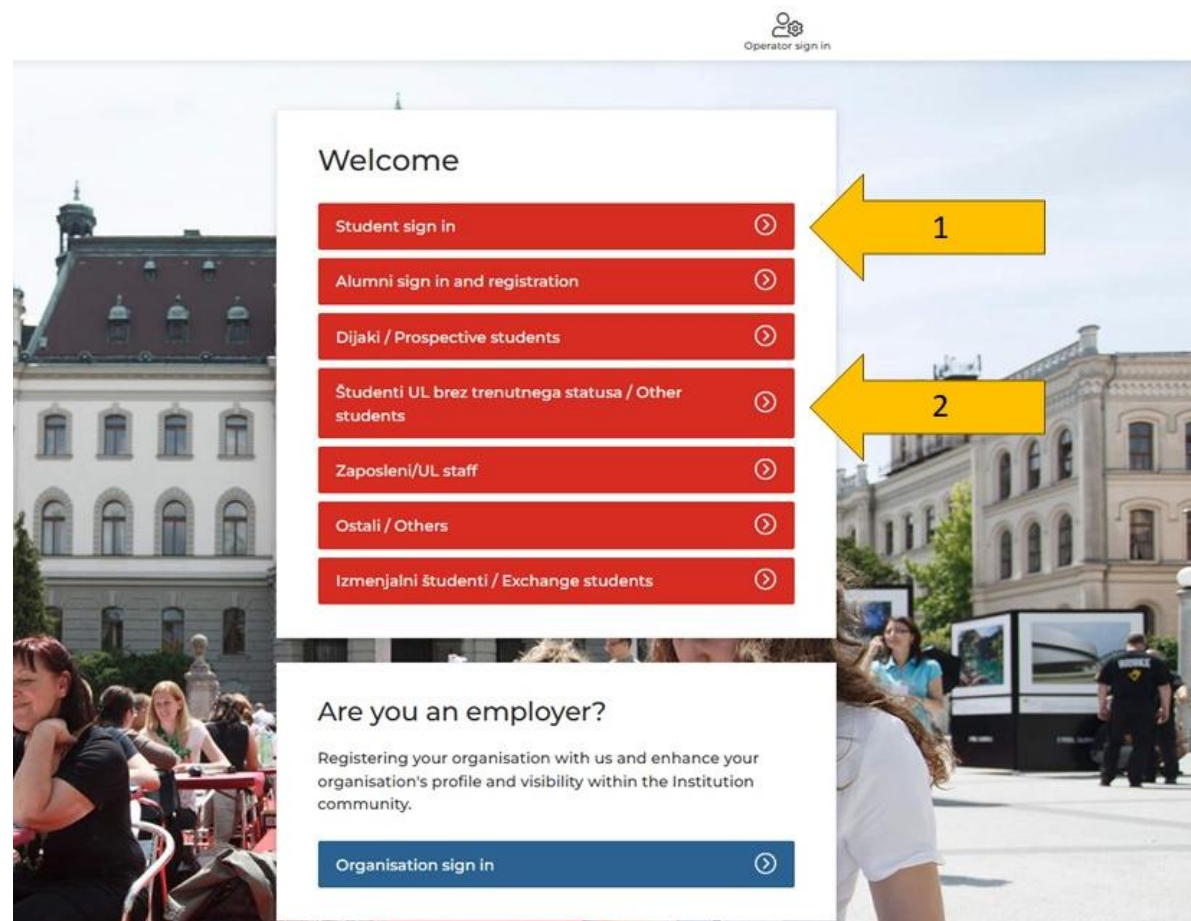
STEP 2

Option 1 – students of the University of Ljubljana

Students of UL already have the account and they can proceed to **Student sign in**. After signing in they will access the INNO2MARE Career Connector pathway.

Option 2 – students from other universities

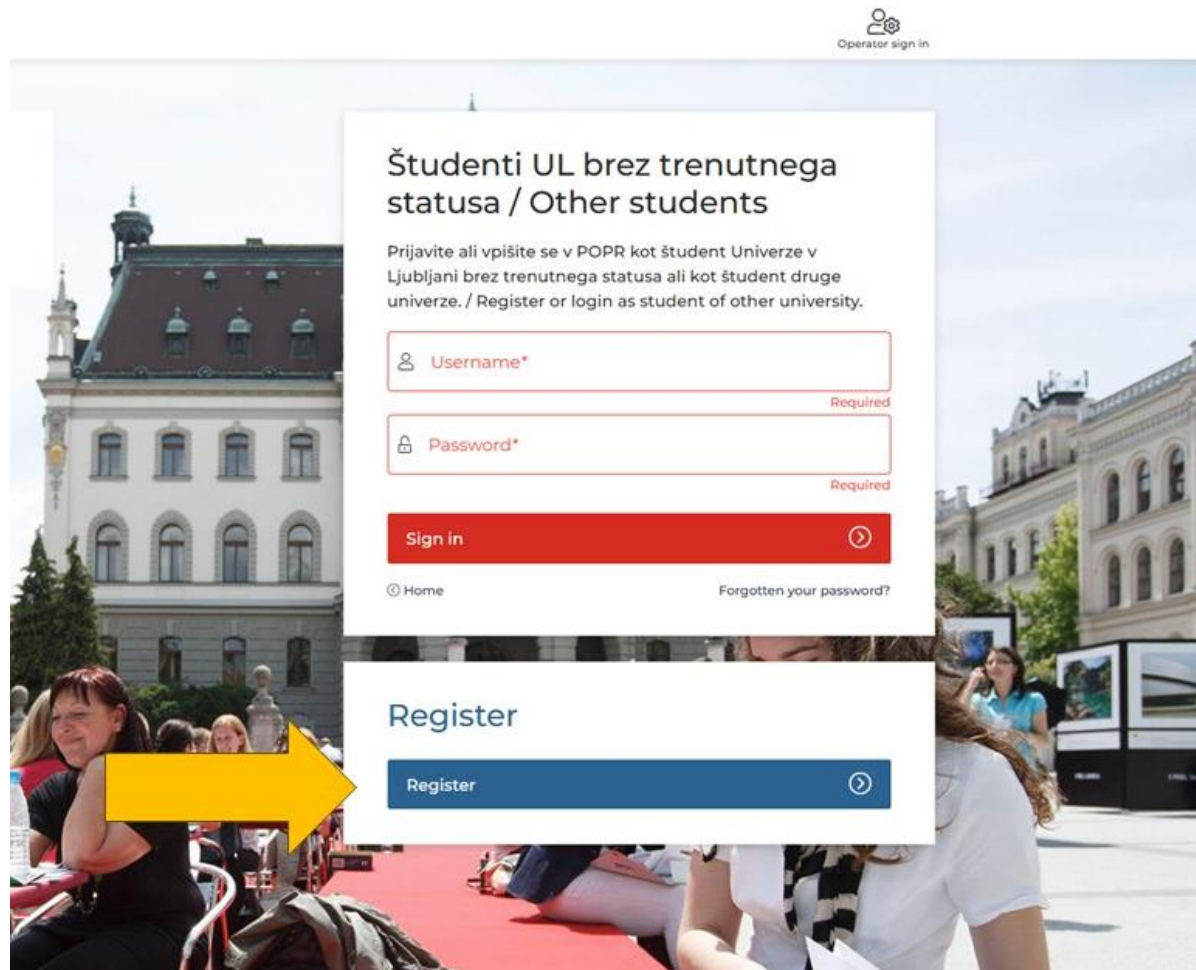
Proceed to **Študenti UL brez trenutnega statusa/ Other students**.



STEP 3

Students from other universities Sign in the section **Študenti UL brez trenutnega statusa / Other students**.

For first registration click on the blue button **Register** and fill in the registration form.



The screenshot shows a web interface for the University of Ljubljana (UL) with a background image of a building and people. At the top right, there is a link for "Operator sign in". The main content area has two sections:

- Študenti UL brez trenutnega statusa / Other students**
Prijavite ali vpišite se v POPR kot študent Univerze v Ljubljani brez trenutnega statusa ali kot študent druge univerze. / Register or login as student of other university.
This section contains:
 - A "Username*" input field with a "Required" label.
 - A "Password*" input field with a "Required" label.
 - A red "Sign in" button with a right arrow icon.
 - Links for "Home" and "Forgotten your password?"
- Register**
This section contains a blue "Register" button with a right arrow icon.

A large yellow arrow points from the "Register" button in the bottom section towards the "Sign in" button in the top section.

STEP 4a

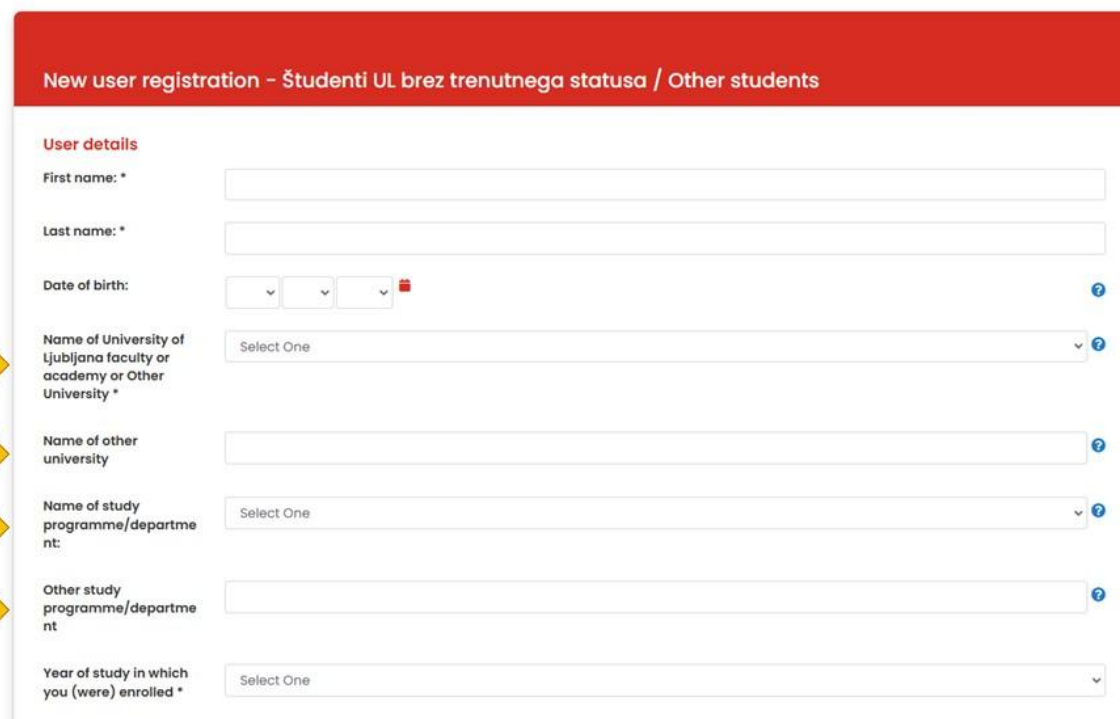
Here you enter your profile data.

1 – **Name of University of Ljubljana faculty or academy or Other University** - In case you are not from University of Ljubljana, you select **Other**.

2 – **Name of other university** – you insert the name of your university.

3 - **Name of study programme/department** – this is predefined list only for students of University of Ljubljana. Students from other universities can skip it.

4 - **Other study programme/department** – insert your their programme/department if it is not on the list above.



New user registration – Študenti UL brez trenutnega statusa / Other students

User details

First name: *

Last name: *

Date of birth:

Name of University of Ljubljana faculty or academy or Other University *

Name of other university

Name of study programme/department:

Other study programme/department

Year of study in which you (were) enrolled *

STEP 4b

Select your preferences to stay updated.

In order to use POPR platform and Career Connector, you need to agree Terms of use and Privacy policy.

Daily event alert:	Would you like to receive a daily event alert? <input type="radio"/> Yes <input checked="" type="radio"/> No
Weekly event alert:	Would you like to receive a weekly event alert? <input type="radio"/> Yes <input checked="" type="radio"/> No
Daily alerts about work:	Would you like to receive daily alert about career opportunities and new employers? <input type="radio"/> Yes <input checked="" type="radio"/> No
Weekly alerts about work:	Would you like to receive weekly alert about career opportunities and employers? <input type="radio"/> Yes <input checked="" type="radio"/> No
Terms of Use and Privacy Policy: *	<input type="checkbox"/> I agree to the Portal Terms of Use and Privacy Policy .

STEP 4c

Define username and password for your account.
When all necessary data is inserted, you can click Create User.

Login details:

Username: *

Preferred email address: *

Password *

Confirm password: *


Fields marked * are mandatory.

✓ Create User

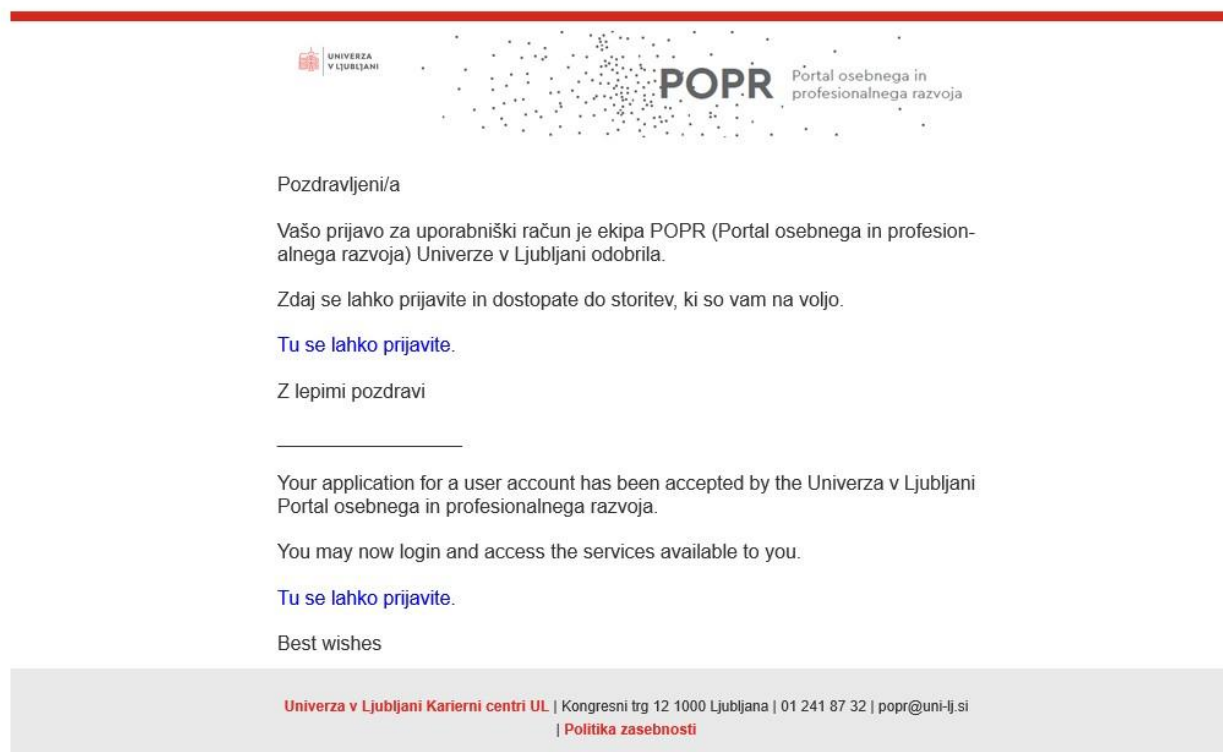
At the end of the successful process, you will see the following message in your browser. After confirmation you will be able to access the Career Connector.

Registration Complete – Thank You

Thank you for taking the time to register with the POPR Personal and Professional Development Portal to use our online facilities.
Your registration request will be processed as soon as possible (maximum 3 working days).

 [Return to the POPR Personal and Professional Development Portal homepage](#)

This is the confirmation email you will get when your account is activated.



That's it! Go to <https://www.inno2mare.eu/career-connector-platform/> (STEP 1 of these guidelines), sign in and check all the opportunities that can boost your career.

Here is the direct link to [Career Connector platform](#).

